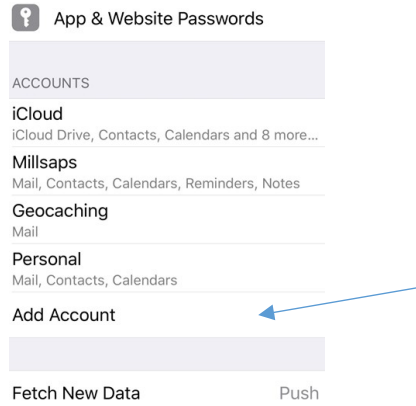



Add Millsaps email to your iPhone Using the Mail App


On your device, tap **Settings | Mail | Accounts | Add Account**



Select Exchange



Enter your Millsaps email address and add a description



Select Sign in

Email youremail@millsaps.edu

Description Millsaps

Exchange Device ID

**Sign in to your
"millsaps.edu" Exchange
account using Microsoft?**
Your email address will be sent to
Microsoft to discover your
Exchange account information.

[Configure Manually](#)

[Sign In](#)

Enter your Millsaps email address and select Next to complete the setup.

[Cancel](#) [Next](#)

Email youremail@millsaps.edu

Password ●●●●●●●●

Description Millsaps

Exchange Device ID
SHDR9B4FNL57FBGHARU812SLLS